

Technical Data // STL950/..G-5.0-H-GREEN

Spacing 5.0 mm



Highlights

2 to 24 poles

Horizontal pin strip

Spacing 5.0 mm

Closed ends

Wire Sizes

Solid min -

Solid max -

Stranded (flexible) min -

Stranded (flexible) max -

Stranded with ferrule min -

Stranded with ferrule max -

Dimensions

PCB hole diameter 1.4 mm

Materials

Contact pin Copper Alloy

Insulating Material

Material PA 6.6

Flammability class UL 94 V-0

Temperatures

Operating temperature (without mech. load) -40 °C - 105 °C

Store temperature -40 °C - 105 °C

Wave Soldering Process

Soldering temperature, recommended 260 °C

Peak soldering time, recommended 3-4 s

Reflow Process

Soldering temperature, recommended -

Peak soldering time, recommended -

Technical Data // STL950/..G-5.0-H-GREEN

Spacing 5.0 mm

Colours

GREEN, RAL 6018

BLACK, RAL 9011

BASALT GREY, RAL 7012



PEBBLE GREY, RAL 7032

LIGHT GREY, RAL 7035

LIGHT GREEN, similar RAL 6018

Colours according to RAL, there may be variations on colour due to production conditions.
Special colours on request.

Ratings

				
UseGroup	B	C	D	
Rated voltage	300 V	150 V	300 V	250 V
Rated current	15 A	15 A	10 A	12 A
Overtoltage category				III
Test voltage	1.60 kV	1.30 kV	1.60 kV	4.0 kV
Pollution degree				3



Counterparts (Spacing 5.0 mm)

Terminal Block

AK950 AK955 AK1100 AK1110 AK1200 AK3950

In combination of connectors with different admission data, the lower value is valid.

Accessoires

Figure	Designation	Article Number
	Coding Star CS2-5.0/5.08-RED	Order Data: 50000000024
	Separating Element SE-STL950-GREEN	Order Data: 50950000002

Technical Data // STL950/..G-5.0-H-GREEN

Spacing 5.0 mm

Order Data (Spacing 5.0 mm)

Number of Poles	Width (mm)	Article Designation	Article Number	PU
2	11.20	STL950/2G-5.0-H-GREEN	50950025001 F	200
3	16.20	STL950/3G-5.0-H-GREEN	50950035001 F	200
4	21.20	STL950/4G-5.0-H-GREEN	50950045001 F	200
5	26.20	STL950/5G-5.0-H-GREEN	50950055001 E	100
6	31.20	STL950/6G-5.0-H-GREEN	50950065001 E	100
7	36.20	STL950/7G-5.0-H-GREEN	50950075001 E	100
8	41.20	STL950/8G-5.0-H-GREEN	50950085001 D	50
9	46.20	STL950/9G-5.0-H-GREEN	50950095001 D	50
10	51.20	STL950/10G-5.0-H-GREEN	50950105001 D	50
11	56.20	STL950/11G-5.0-H-GREEN	50950115001 D	50
12	61.20	STL950/12G-5.0-H-GREEN	50950125001 D	50
13	66.20	STL950/13G-5.0-H-GREEN	50950135001 D	50
14	71.20	STL950/14G-5.0-H-GREEN	50950145001 D	50
15	76.20	STL950/15G-5.0-H-GREEN	50950155001 D	50
16	81.20	STL950/16G-5.0-H-GREEN	50950165001 D	50
17	86.20	STL950/17G-5.0-H-GREEN	50950175001 D	50
18	91.20	STL950/18G-5.0-H-GREEN	50950185001 D	50
19	96.20	STL950/19G-5.0-H-GREEN	50950195001 D	50
20	101.20	STL950/20G-5.0-H-GREEN	50950205001 D	50
21	106.20	STL950/21G-5.0-H-GREEN	50950215001 D	50
22	111.20	STL950/22G-5.0-H-GREEN	50950225001 D	50
23	116.20	STL950/23G-5.0-H-GREEN	50950235001 D	50
24	121.20	STL950/24G-5.0-H-GREEN	50950245001 D	50

Technical Data // STL950/..G-5.0-H-GREEN

Spacing 5.0 mm

Technical drawing

