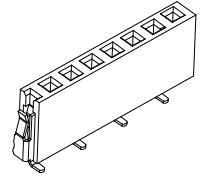


Dimension Information:

Poles	DIM:(mm)		Poles	DIM:(mm)		Poles	DIM:(mm)		Poles	DIM:(mm)	
	A	B		A	B		A	B		A	B
2	5.58	2.54	12	30.98	27.94	22	56.38	53.34	32	81.78	78.74
3	8.12	5.08	13	33.52	30.48	23	58.92	55.88	33	84.32	81.28
4	10.66	7.62	14	36.06	33.02	24	61.46	58.42	34	86.86	83.82
5	13.20	10.16	15	38.60	35.56	25	64.00	60.96	35	89.40	86.36
6	15.74	12.70	16	41.14	38.10	26	66.54	63.50	36	91.94	88.90
7	18.28	15.24	17	43.68	40.64	27	69.08	66.04	37	94.48	91.44
8	20.82	17.78	18	46.22	43.18	28	71.62	68.58	38	97.02	93.98
9	23.36	20.32	19	48.76	45.72	29	74.16	71.12	39	99.56	96.52
10	25.90	22.86	20	51.30	48.26	30	76.70	73.66	40	102.1	99.06
11	28.44	25.40	21	53.84	50.80	31	79.24	76.20			

Specifications:

Current Rating: 3.0A AC/DC
 Voltage Rating: 250V AC/DC
 Contact Resistance: 20m ohm. max.
 Insulation Resistance: 1000M ohm. min.
 Withstanding Voltage: 600V AC For One Minute
 Operating Temperature Range: -40°C to +105°C



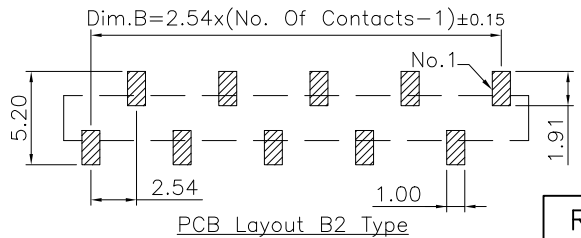
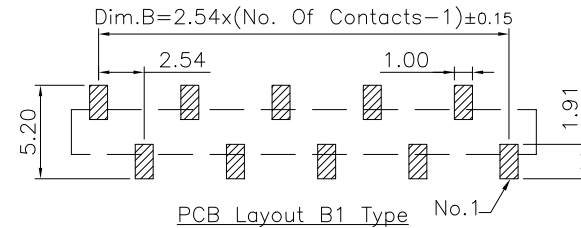
Material and Finish

Insulator: High Temp. Plastic (UL94V-0)
 Insulator Color:Black
 Contact: Copper Alloy
 Finish: Gold/Matte Tin/Selective Gold Plated

How To Order

2212SM-XXX-75-BX-TX-[△]_B

- TB:Tube
- TR:Tape & Reel[△]
- B1:B1 Type
- B2:B2 Type
- Total Height 7.5mm
- G:Gold Plated
- T:Matte Tin Plated
- SG:Gold Plated Contact Area, Matte Tin On Solder Tail.
- No. Of Contacts
- SMD Type



RoHS Compliant

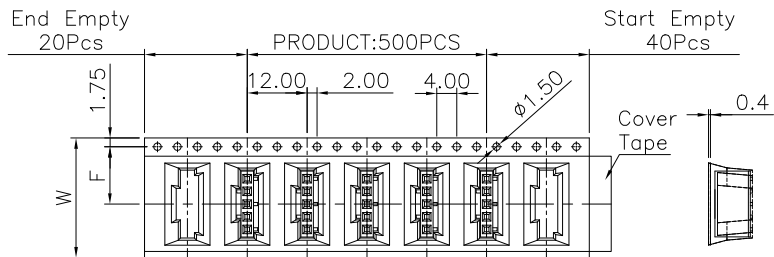
F				DRAWN: Jamie Wang	GENERAL TOLERANCE: .X=±0.20 .XX=±0.15
E					
D				CHECKED: Jerry Chen	UNIT: MM
C	29-APR-2024	Add Packing	Lisy		SCALE:
B	03-APR-2024	Add Packing Option	Lucy Du	APPROVAL: Mike Wu	SHEET: 1/2
A	16-AUG-2017		Jamie Wang		PROJECTION:
REV	DATE	FILE	BY		

Neltron Industrial Co., Ltd.

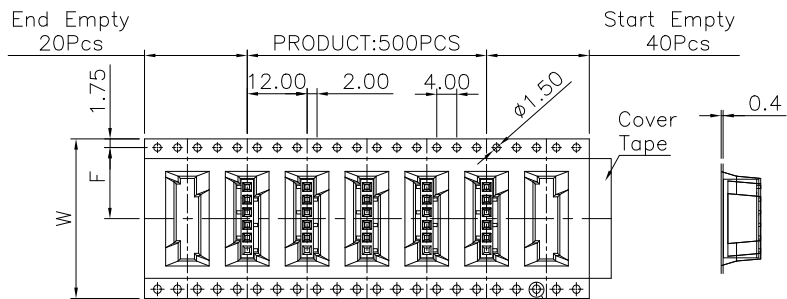
DESCRIPTION:
2.54mm PCB Socket 7.5mm Height SMD Type

PART NO:
2212SM-XXX-75-BX-TX[△]_B

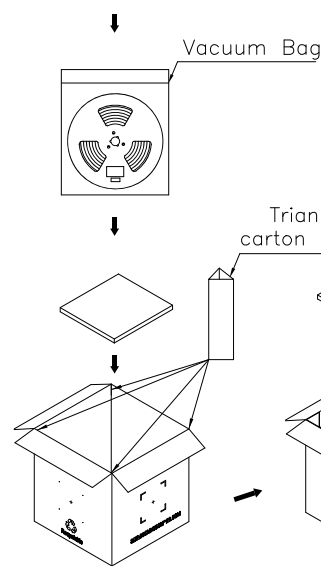
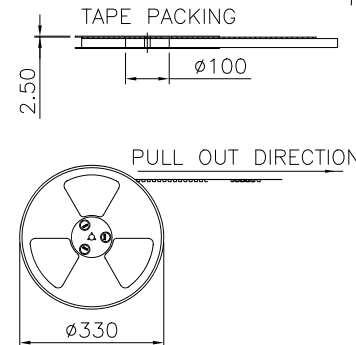
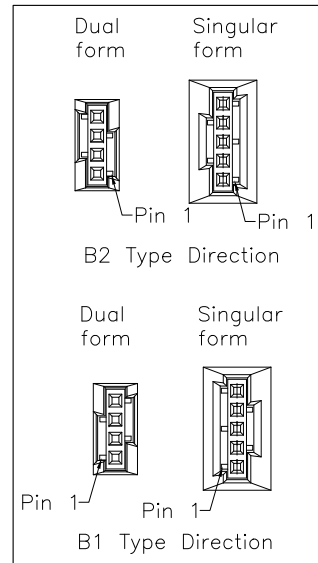
A4



For Reel width (dimension W)16,24mm Single row hole

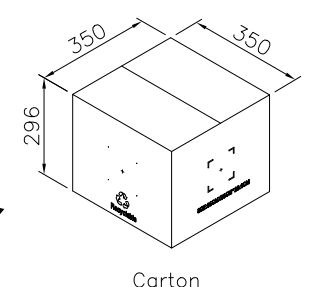


For Reel width (dimension W)32, 44, 56, 72mm Double row hole



- Note:
- All dimensions meet EIA-481-3 requirements.
 - Material: Black Conductive Polystyrene Alloy 100% recyclable.
 - Thickness: 0.40±0.05mm
 - Component load per 13" reel :500Pcs.
 - Carton Size:350*350*296(mm)
Reel Size: 330(mm)
PE Bag Size: 0.12*450*500(mm)
Triangular partition Size:35*25.5(mm)
Partitions Size:330*330(mm)
 - Apply To Product:
2212SM-XXX-75-B1-TR;
2212SM-XXX-75-B2-TR

Pin.	W	F	Pcs/R	R/Carton	Pcs/Carton
02	16	7.5	500	12	6000
03-05	24	11.5	500	9	4500
06-07	32	14.2	500	7	3500
08-12	44	20.2	500	5	2500
13-17	56	26.2	500	4	2000
18-20	72	34.2	500	3	1500



RoHS Compliant

F			
E			
D			
C	29-APR-2024	Add Packing	Lisy
B	03-APR-2024	Add Packing Option	Lucy Du
A	16-AUG-2017		Jamie Wang
REV	DATE	FILE	BY

DRAWN:	Jamie Wang
CHECKED:	Jerry Chen
APPROVAL:	Mike Wu
GENERAL TOLERANCE:	.X=±0.20 .XX=±0.15
UNIT:	MM
SCALE:	
SHEET:	2/2
PROJECTION:	

Neltron Connectors **Neltron Industrial Co., Ltd.**

DESCRIPTION: 2.54mm PCB Socket 7.5mm Height SMD Type Packing List

PART NO: 2212SM-XXX-75-BX-TX

SIZE **A4**