

1

2

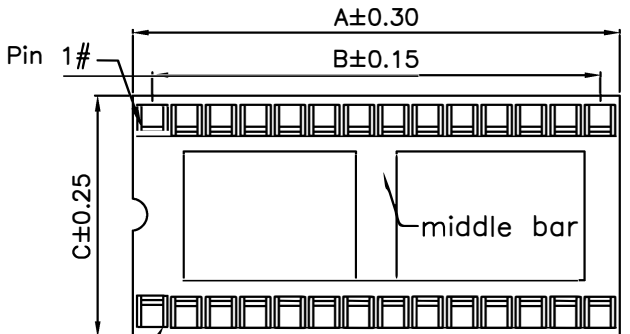
3

4

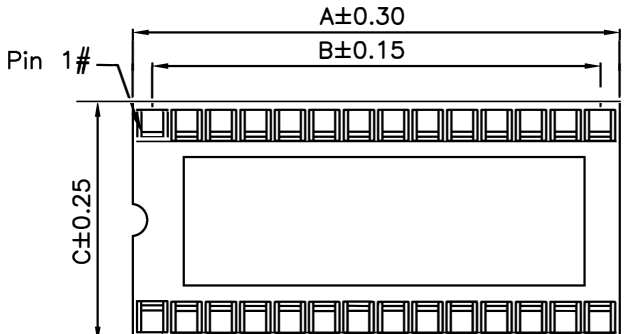
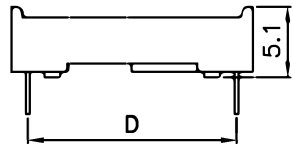
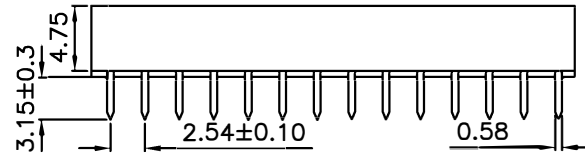
5



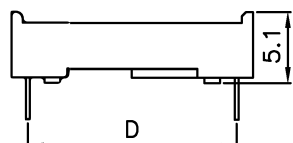
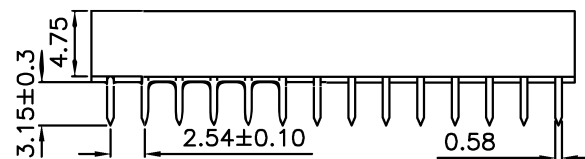
Specifications:
 Current rating:1.0A AC,DC
 Voltage rating:250V AC,DC
 Contact resistance:15m ohm max
 Insulator resistance:5000M ohm min
 Dielectric withstanding voltage:1000V AC/minute
 Operating temperature:-40°C to +105°C
 Material and Finish
 Insulator:PBT (UL94V-0)
 Standard Color:Black
 Contacts:Copper Alloy
 Finish:Tin Plating
 How To Order
 2227-XX-XX



Note1: With middle bar(22-48P)

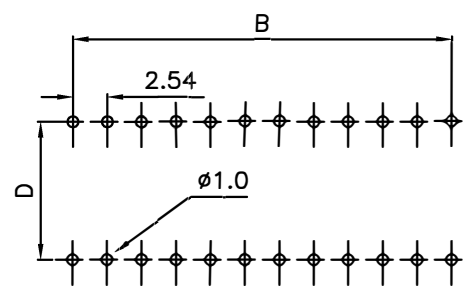


Note2: W/O middle bar(6-20P)



Circuits	DIM.A	DIM.B	DIM.C	DIM.D	Spacing
6	7.62	5.08	10.16	7.62	03
8	10.16	7.62	10.16	7.62	
14	17.78	15.24	10.16	7.62	
16	20.32	17.78	10.16	7.62	
18	22.86	20.32	10.16	7.62	
20	25.40	22.86	10.16	7.62	
24	30.48	27.94	10.16	7.62	04
28	35.56	33.02	10.16	7.62	
22	27.94	25.40	12.70	10.16	
24	30.48	27.94	17.78	15.24	
28	35.56	33.02	17.78	15.24	
32	40.64	38.10	17.78	15.24	
40	50.80	48.26	17.78	15.24	06
42	53.34	50.80	17.78	15.24	
48	60.96	58.42	17.78	15.24	
48	60.96	58.42	17.78	15.24	

03: Space:7.62mm
 04: Space:10.16mm
 06: Space:15.24mm
 NO. Of Position



PCB LAYOUT

RoHS Compliant

E			
D			
C			
B	05-SEP-2019	新增包裝圖	Ben Lin
A	10-FEB-2009		Allen
REV	DATE	FILE	BY

DRAWN: Allen
 CHECKED: Jerry Chen
 APPROVAL: Mike Wu

GENERAL TOLERANCE:
 .X=±0.2
 .XX=±0.15
 UNIT: MM
 SCALE:
 SHEET: 1 / 2
 PROJECTION:

Neltron Connectors **Neltron Industrial Co., Ltd.**
 DESCRIPTION: 2.54mm IC Socket Stamp Pin
 PART NO: 2227-XX-XX

SIZE
A4