



Highlights

2 to 12 poles

Spacing 7.5 mm

Lift type

Wire entry parallel to PCB

24 A with 2.5 mm² wire

Wire Sizes

Solid min 0.2 mm²

Solid max 4.0 mm²

Stranded (flexible) min 0.2 mm²

Stranded (flexible) max 2.5 mm²

Stranded with ferrule min 0.25 mm²

Stranded with ferrule max 2.5 mm²

Dimensions

Stripped length 8.0 mm

PCB hole diameter 1.3 mm

Materials

Clamp Brass

Screw Steel

Solder tab Copper Alloy

Insulating Material

Material PA 6.6

Flammability class UL 94 V-0

Temperatures

Operating temperature -40 °C (without mech. load) - 105 °C

Store temperature -40 °C - 105 °C

Wave Soldering Process

Soldering temperature, recommended 260 °C

Peak soldering time, recommended 3-4 s

**Technical Data // AK710/..-7.5-V-GREEN**

Spacing 7.5 mm

Reflow Process

Soldering temperature, recommended -

Peak soldering time, recommended -

Colours

GREEN, RAL 6018



BLACK, RAL 9011

PEBBLE GREY, RAL 7032



BLUE, RAL 5015

LIGHT GREEN, similar RAL 6018

Colours according to RAL, there may be variations on colour due to production conditions.
Special colours on request.**Ratings**

UseGroup					
	B	C	D		
Rated voltage	300 V	150 V	300 V	750 V	
Rated current	20 A	20 A	10 A	24 A	
Rated wire size				min	max
- solid	AWG 30-12	AWG 30-12	AWG 30-12	0.5 mm ²	4.0 mm ²
- stranded	-	-	-	-	-
- stranded (flexible)	AWG 30-12	AWG 30-12	AWG 30-12	0.5 mm ²	2.5 mm ²
Torque	0.45 Nm	0.45 Nm	0.45 Nm	0.50 Nm	
Screw size	M3	M3	M3	M3	
Test voltage	1.60 kV	1.30 kV	1.60 kV	3.0 kV	

Accessoires

Figure	Designation	Article Number
	Bridge, 2-pole, insulated, BRI/2-7.5/7.62-L8.2-LIGHT GREY	Art.-Nr. 50000000017
	Screw Cover SC-AK700-YELLOW	Art.-Nr. 50700000004



Technical Data // **AK710/..-7.5-V-GREEN**

Spacing 7.5 mm

Order Data (Spacing 7.5 mm)

Number of Poles	Width (mm)	Article Designation	Article Number	PU
2	15.60	AK710/2-7.5-V-GREEN	50710020201 E	100
3	23.10	AK710/3-7.5-V-GREEN	50710030201 E	100
4	30.60	AK710/4-7.5-V-GREEN	50710040201 E	100
5	38.10	AK710/5-7.5-V-GREEN	50710050201 E	100
6	45.60	AK710/6-7.5-V-GREEN	50710060201 D	50
7	53.10	AK710/7-7.5-V-GREEN	50710070201 D	50
8	60.60	AK710/8-7.5-V-GREEN	50710080201 D	50
9	68.10	AK710/9-7.5-V-GREEN	50710090201 D	50
10	75.60	AK710/10-7.5-V-GREEN	50710100201 D	50
11	83.10	AK710/11-7.5-V-GREEN	50710110201 D	50
12	90.60	AK710/12-7.5-V-GREEN	50710120201 D	50

Technical drawing

