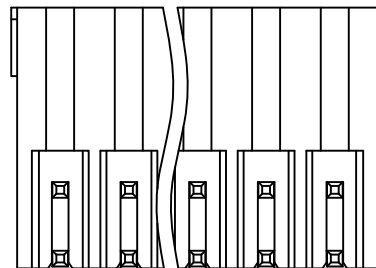
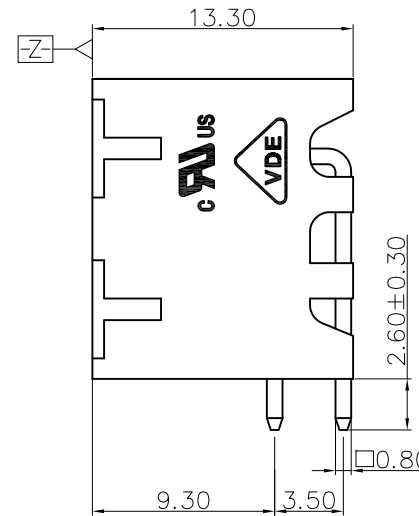
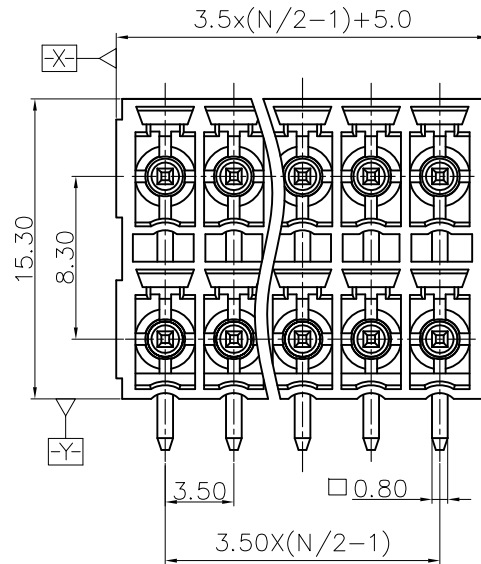
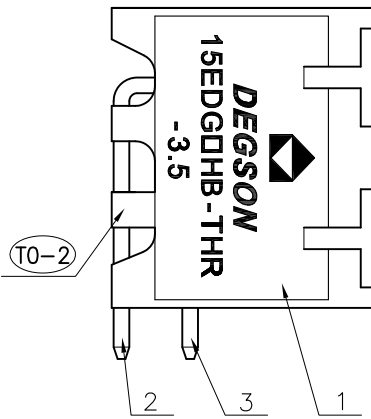
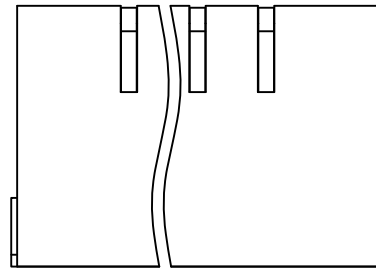


PCB LAYOUT



REVISION RECORD

REV	ECN	DESCRIPTION	DRFT	DATE
T0-2	15-0565	Added a row guide ribs	WL	12/19/15"

NOTES1:

- UL Standard
 - 1. Rated Voltage/Current : 300V / 8A
 - 2. Withstanding Voltage : AC1600V/1Min.
- VDE Standard

1. Pollution Degree	2
Overvoltage Category	II
Rate Impulse Voltage(KV)	2.5KV
Rate Voltage(V)	250V
Rate Current(A)	8A

NOTES2:

- 1. Dimension shall be interpreted per ASME Y14.5-2009
- 2. Pitch : 3.5mm, Poles : N=04~48P
- 3. Operating temperature: -40°C~+130°C
- 4. Undimensioned Tolerances:

Pitch Range In mm	Nominal Dimension Range In mm						- / 0 /		
	Over 6 TO 10	Over 10 TO 24	Over 30 TO 60	Over 60 TO 100	Over 100 TO 150	Over 150			
TO 6	±0.15	±0.20	±0.30	±0.30	±0.50	±0.70	±1.00	±1.30	±2'

5. RoHS Compliance

3	SHORT PIN	COPPER ALLOY	SN PLATED
2	LONG PIN	COPPER ALLOY	SN PLATED
1	HOUSING	LCP	UL94V-0
ITEM	NAME OF PART	MATERIAL	NOTES

DETACHED LISTS	PART NO.:	/		
	APPD:	NAME: 宁波高松电子有限公司 DEGSON ® NINGBO DEGSON ELECTRICAL CO., LTD		
	CHKD:	NAME: 15EDGRHB-THR-3.5-XXP-1Y-10A(H)		
	DRFT: WL 09/16/15"	TITLE: CUSTOMER DRAWING	REV	T0-2
		DRAWING NO.: 15EDGRHB-THR-3.5-C03	SHEET	1/1
	THIRD ANGLE PROJECTION	MM (INCH)	DO NOT SCALE DRAWING	SCALE 1:1