



### Highlights

2 to 24 poles

Lift type

Spacing 5.0 mm

Wire entry parallel to plugging direction

Coding with coding star

With snap-in hooks to snap onto the pin strip

### Wire Sizes

Solid min 0.2 mm<sup>2</sup>

Solid max 4.0 mm<sup>2</sup>

Stranded (flexible) min 0.2 mm<sup>2</sup>

Stranded (flexible) max 2.5 mm<sup>2</sup>

Stranded with ferrule min 0.25 mm<sup>2</sup>

Stranded with ferrule max 2.5 mm<sup>2</sup>

### Dimensions

Stripped length 6.0 mm

### Materials

Clamp Brass

Screw Steel

Contact spring Bronze

### Insulating Material

Material PA 6.6

Flammability class UL 94 V-0

### Temperatures

Operating temperature -40 °C (without mech. load) - 105 °C

Store temperature -40 °C - 105 °C

### Wave Soldering Process

Soldering temperature, recommended -

Peak soldering time, recommended -

**Technical Data // AK950/..-5.0-GREEN**

Spacing 5.0 mm

**Reflow Process**

Soldering temperature, recommended -

Peak soldering time, recommended -

**Colours**



GREEN, RAL 6018

BLACK, RAL 9011

PEBBLE GREY, RAL 7032

LIGHT GREEN, similar RAL 6018

Colours according to RAL, there may be variations on colour due to production conditions.  
Special colours on request.**Ratings**

UseGroup					
	B	C	D		
Rated voltage	300 V	150 V	300 V	250 V	
Rated current	15 A	15 A	10 A	12 A	
Overvoltage category				III	
Rated wire size				min	max
- solid	AWG 22-12	AWG 22-12	AWG 22-12	0.5 mm <sup>2</sup> (5 A)	2.5 mm <sup>2</sup> (12 A)
- stranded	-	-	-	-	-
- stranded (flexible)	AWG 22-12	AWG 22-12	AWG 22-12	0.5 mm <sup>2</sup> (5 A)	2.5 mm <sup>2</sup> (12 A)
Torque	0.50 Nm	0.50 Nm	0.50 Nm	0.50 Nm	
Screw size	M3	M3	M3	M3	
Test voltage	1.60 kV	1.30 kV	1.60 kV	4.0 kV	
Pollution degree				3	







**Counterparts (Spacing 5.0 mm)****Pin Strip**

STL950	STL950-HT	STL950-G-HT	STL955	STL975
--------	-----------	-------------	--------	--------

In combination of connectors with different admission data, the lower value is valid.

Spacing 5.0 mm

**Accessoires**

Figure	Designation	Article Number
	Series AK(Z)950 with pull relief	Art.-Nr. on request
	Bridge, 2-pole, insulated, BRI/2-5.0/5.08-LIGHT GREY	Art.-Nr. 50000000006
	Bridge, 3-pole, insulated, BRI/3-5.0/5.08-LIGHT GREY	Art.-Nr. 50000000007
	Coding Star CS1-5.0/5.08-RED	Art.-Nr. 50000000021
	Bridge, 2-pole, BR/2-5.0/5.08-L7.0	Art.-Nr. 50000000008
	Series AK(Z)950 with Separating Element	Art.-Nr. on request

**Order Data (Spacing 5.0 mm)**

Number of Poles	Width (mm)	Article Designation	Article Number	PU
2	10.00	AK950/2-5.0-GREEN	50950020001 F	200
3	15.00	AK950/3-5.0-GREEN	50950030001 F	200
4	20.00	AK950/4-5.0-GREEN	50950040001 F	200
5	25.00	AK950/5-5.0-GREEN	50950050001 E	100
6	30.00	AK950/6-5.0-GREEN	50950060001 E	100
7	35.00	AK950/7-5.0-GREEN	50950070001 E	100
8	40.00	AK950/8-5.0-GREEN	50950080001 D	50
9	45.00	AK950/9-5.0-GREEN	50950090001 D	50
10	50.00	AK950/10-5.0-GREEN	50950100001 D	50
11	55.00	AK950/11-5.0-GREEN	50950110001 D	50
...	...	...	...	...
18	90.00	AK950/18-5.0-GREEN	50950180001 D	50
19	95.00	AK950/19-5.0-GREEN	50950190001 D	50
20	100.00	AK950/20-5.0-GREEN	50950200001 D	50
21	105.00	AK950/21-5.0-GREEN	50950210001 D	50
22	110.00	AK950/22-5.0-GREEN	50950220001 D	50
23	115.00	AK950/23-5.0-GREEN	50950230001 D	50
24	120.00	AK950/24-5.0-GREEN	50950240001 D	50



Technical Data // **AK950/..-5.0-GREEN**

Spacing 5.0 mm

Technical drawing

