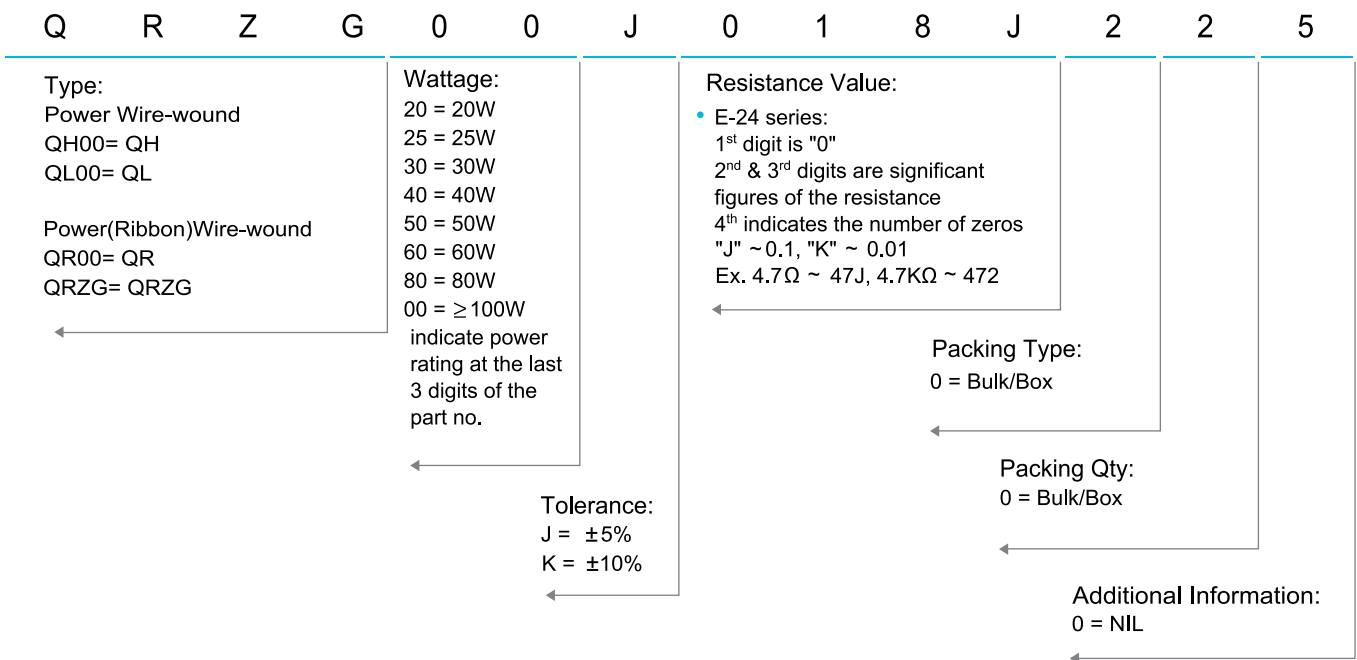


# Power (Ribbon) Wire-Wound Resistors

## Performance Specification

Temperature Coefficient	<20Ω: ±400PPM/°C; ≥20Ω: ±300PPM/°C
Short Time Overload	±(2.0% + 0.05Ω)Max, with no evidence of mechanical damage.
Terminal Strength	No evidence of mechanical damage.
Resistance to Soldering Heat	±(1.0% + 0.05Ω)Max, with no evidence of mechanical damage.
Solderability	Min. 95% coverage.
Load Life in Humidity	±(5.0% + 0.05Ω)Max, with no evidence of mechanical damage.
Load Life	±(5.0% + 0.05Ω)Max, with no evidence of mechanical damage.

## Ordering Procedure: Ex.: QRZG 225W,+/-5%, 1.8Ω, B/B



Note: Power Rating ≥ 100 Watt, please indicate the power rating in the last 3 digits as follows.

100 = 100W    300 = 300W    120 = 120W    450 = 450W  
225 = 225W    600 = 600W    A00 = 1,000W

# Power (Ribbon) Wire-Wound Resistors

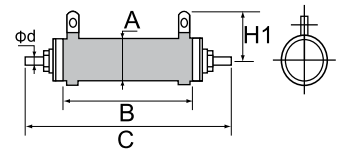
## Features

- Multi-terminal types and variable types available
- Capable of carrying high power load
- Resistance value unchanged after long use
- Good resistivity to short time overload
- High resistance to heat & low temperature coefficient, Resistance and temperature change is linear
- Too low or too high ohmic value can be supplied on a case to case basis

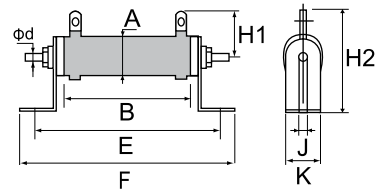


QL / QH Type													
Part no.	Style	Power Rating at 70°C	Dimension (mm)										Resistance Range
			A±1	B	C±1	E±1	F±1	H1±1	H2±1	J±1	K±1	Φ d±0.5	
QH / QL0020	QH / QL 20W	20W	22	50±1	75	81	102	27	50	7	19	4	1Ω~10KΩ
QH / QL0025	QH / QL 25W	25W	22	60±1	84	87	110	27	50	7	19	4	2Ω~12KΩ
QH / QL0030	QH / QL 30W	30W	22	75±1	100	105	117	27	50	7	19	4	2Ω~15KΩ
QH / QL0040	QH / QL 40W	40W	22	90±1	113	126	140	27	50	7	19	4	2Ω~20KΩ
QH / QL0050	QH / QL 50W	50W	31	75±1	108	118	131	32	64	8	27	5	3Ω~25KΩ
QH / QL0060	QH / QL 60W	60W	31	90±1	123	124	146	32	64	8	27	5	3Ω~30KΩ
QH / QL0080	QH / QL 80W	80W	31	115±2	148	148	171	32	64	8	27	5	3Ω~40KΩ
QH / QL00...100	QH / QL 100W	100W	31	140±2	175	173	195	32	64	8	27	5	3Ω~50KΩ
QH / QL00...120	QH / QL 120W	120W	31	165±2	197	198	224	32	64	8	27	5	4Ω~60KΩ
QH / QL00...150	QH / QL 150W	150W	31	195±2	230	228	253	32	64	8	27	5	4Ω~70KΩ
QH / QL00...200	QH / QL 200W	200W	31	254±2	288	288	312	32	64	8	39	5	5Ω~100KΩ
QH / QL00...300	QH / QL 300W	300W	43	254±2	293	304	334	45	87	8	39	5	8Ω~150KΩ
QH / QL00...400	QH / QL 400W	400W	43	330±3	347	371	410	45	87	8	39	5	10Ω~200KΩ
QH / QL00...600	QH / QL 600W	600W	43	420±3	462	462	502	45	87	8	39	5	10Ω~200KΩ

QH TYPE

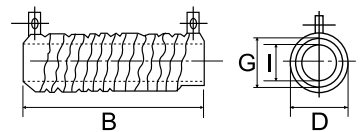


QL TYPE

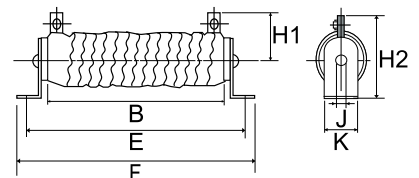


QR / QRZG Type												
Part No.	Max Watt	Dimension (mm)										Resistance Range
		B	D±1	E±1	F±1	G±1	H1±1	H2±1	I±1	J±1	K±1	
QR00...120 QRZG..120	120W	115±2	33	148	171	28	32	64	16	8	27	0.2Ω ~ 4Ω
QR00...150 QRZG..150	150W	140±2	33	173	195	28	32	64	16	8	27	0.3Ω ~ 5Ω
QR00...180 QRZG..180	180W	165±2	33	198	224	28	32	64	16	8	27	0.3Ω ~ 6Ω
QR00...225 QRZG..225	225W	195±2	33	228	253	28	32	64	16	8	27	0.4Ω ~ 8Ω
QR00...300 QRZG..300	300W	254±2	33	288	312	28	32	64	16	8	27	0.5Ω ~ 10Ω
QR00...450 QRZG..450	450W	254±2	48	304	334	40	45	87	25	8	40	0.8Ω ~ 15Ω
QR00...600 QRZG..600	600W	330±3	48	371	410	40	45	87	25	8	40	1Ω ~ 20Ω
QR00...750 QRZG..750	750W	300±3	55	338	382	50	57	100	30	8	50	1Ω ~ 75Ω
QR00...1000 QRZG..1000	1000W	390±3	55	427	473	50	57	100	30	8	50	1Ω ~ 100Ω

QR TYPE



QRZG TYPE



## Derating Curve

