



Highlights

2 to 20 poles

Lift type

Spacing 5.0 mm

Wire entry vertical to plugging direction

Coding with coding star

With snap-in hooks to snap onto the pin strip

Wire Sizes

Solid min	0.2 mm ²
Solid max	4.0 mm ²
Stranded (flexible) min	0.2 mm ²
Stranded (flexible) max	2.5 mm ²
Stranded with ferrule min	0.25 mm ²
Stranded with ferrule max	2.5 mm ²

Dimensions

Stripped length	7.0 mm
-----------------	--------

Materials

Clamp	Brass
Screw	Steel
Contact spring	Bronze

Insulating Material

Material	PA 6.6
Flammability class	UL 94 V-0

Temperatures

Operating temperature	-40 °C (without mech. load) - 105 °C
Store temperature	-40 °C - 105 °C

Wave Soldering Process

Soldering temperature, recommended	-
Peak soldering time, recommended	-

Spacing 5.0 mm

Reflow Process

Soldering temperature, recommended -

Peak soldering time, recommended -

Colours



GREEN, RAL 6018

LIGHT GREY, RAL 7035

LIGHT GREEN, similar RAL 6018

Colours according to RAL, there may be variations on colour due to production conditions.
Special colours on request.

Ratings

					
UseGroup	B	C	D		
Rated voltage	300 V	150 V	-	250 V	
Rated current	15 A	15 A	-	10 A	
Overtoltage category				III	
Rated wire size				min	max
- solid	AWG 28-10	AWG 28-10	-	0.5 mm ² (6 A)	2.5 mm ² (10 A)
- stranded	-	-	-	-	-
- stranded (flexible)	AWG 28-10	AWG 28-10	-	0.5 mm ² (6 A)	2.5 mm ² (10 A)
Torque	0.50 Nm	0.50 Nm	-	0.50 Nm	
Screw size	M3	M3	-	M3	
Test voltage	1.60 kV	1.30 kV	-	4.0 kV	
Pollution degree				3	

Counterparts (Spacing 5.0 mm)







Pin Strip

STL950	STL950-HT	STL950-G-HT	STL955	STL975
--------	-----------	-------------	--------	--------

In combination of connectors with different admission data, the lower value is valid.

Spacing 5.0 mm

Accessoires

Figure	Designation	Article Number
	Series AK(Z)1100 with pull relief	Art.-Nr. on request
	Bridge, 2-pole, insulated, BRI/2-5.0/5.08-LIGHT GREY	Art.-Nr. 50000000006
	Bridge, 3-pole, insulated, BRI/3-5.0/5.08-LIGHT GREY	Art.-Nr. 50000000007
	Coding Star CS1-5.0/5.08-RED	Art.-Nr. 50000000021
	Bridge, 2-pole, BR/2-5.0/5.08-L7.0	Art.-Nr. 50000000008
	Series AK(Z)1100 with separating element	Art.-Nr. on request

Order Data (Spacing 5.0 mm)

Number of Poles	Width (mm)	Article Designation	Article Number	PU
2	10.00	AK1100/2-5.0-GREEN	51100020021 F	200
3	15.00	AK1100/3-5.0-GREEN	51100030021 F	200
4	20.00	AK1100/4-5.0-GREEN	51100040021 E	100
5	25.00	AK1100/5-5.0-GREEN	51100050021 E	100
6	30.00	AK1100/6-5.0-GREEN	51100060021 E	100
7	35.00	AK1100/7-5.0-GREEN	51100070021 E	100
8	40.00	AK1100/8-5.0-GREEN	51100080021 D	50
9	45.00	AK1100/9-5.0-GREEN	51100090021 D	50
10	50.00	AK1100/10-5.0-GREEN	51100100021 D	50
11	55.00	AK1100/11-5.0-GREEN	51100110021 D	50
...
18	90.00	AK1100/18-5.0-GREEN	51100180021 D	50
19	95.00	AK1100/19-5.0-GREEN	51100190021 D	50
20	100.00	AK1100/20-5.0-GREEN	51100200021 D	50



Spacing 5.0 mm

Technical drawing

