



### Highlights

2 to 20 poles

Lift type

Spacing 5.0 mm

Wire entry vertical to plugging direction

Coding with coding star

With snap-in hooks to snap onto the pin strip

### Wire Sizes

|                           |                      |
|---------------------------|----------------------|
| Solid min                 | 0.2 mm <sup>2</sup>  |
| Solid max                 | 4.0 mm <sup>2</sup>  |
| Stranded (flexible) min   | 0.2 mm <sup>2</sup>  |
| Stranded (flexible) max   | 2.5 mm <sup>2</sup>  |
| Stranded with ferrule min | 0.25 mm <sup>2</sup> |
| Stranded with ferrule max | 2.5 mm <sup>2</sup>  |

### Dimensions

|                 |        |
|-----------------|--------|
| Stripped length | 7.0 mm |
|-----------------|--------|

### Materials

|                |        |
|----------------|--------|
| Clamp          | Brass  |
| Screw          | Steel  |
| Contact spring | Bronze |

### Insulating Material

|                    |           |
|--------------------|-----------|
| Material           | PA 6.6    |
| Flammability class | UL 94 V-0 |

### Temperatures

|                       |                                      |
|-----------------------|--------------------------------------|
| Operating temperature | -40 °C (without mech. load) - 105 °C |
| Store temperature     | -40 °C - 105 °C                      |

### Wave Soldering Process

|                                    |   |
|------------------------------------|---|
| Soldering temperature, recommended | - |
| Peak soldering time, recommended   | - |

**Technical Data // AK1100/..-5.0-GREEN**

Spacing 5.0 mm

**Reflow Process**

Soldering temperature, recommended -

Peak soldering time, recommended -

**Colours**

GREEN, RAL 6018

LIGHT GREY, RAL 7035

LIGHT GREEN, similar RAL 6018

Colours according to RAL, there may be variations on colour due to production conditions.  
Special colours on request.**Ratings**

| UseGroup              | B         | C         | D |                           |                            |
|-----------------------|-----------|-----------|---|---------------------------|----------------------------|
| Rated voltage         | 300 V     | 150 V     | - | 250 V                     |                            |
| Rated current         | 15 A      | 15 A      | - | 10 A                      |                            |
| Overvoltage category  |           |           |   | III                       |                            |
| Rated wire size       |           |           |   | min                       | max                        |
| - solid               | AWG 28-10 | AWG 28-10 | - | 0.5 mm <sup>2</sup> (6 A) | 2.5 mm <sup>2</sup> (10 A) |
| - stranded            | -         | -         | - | -                         | -                          |
| - stranded (flexible) | AWG 28-10 | AWG 28-10 | - | 0.5 mm <sup>2</sup> (6 A) | 2.5 mm <sup>2</sup> (10 A) |
| Torque                | 0.50 Nm   | 0.50 Nm   | - | 0.50 Nm                   |                            |
| Screw size            | M3        | M3        | - | M3                        |                            |
| Test voltage          | 1.60 kV   | 1.30 kV   | - | 4.0 kV                    |                            |
| Pollution degree      |           |           |   | 3                         |                            |







**Counterparts (Spacing 5.0 mm)****Pin Strip**

|        |           |             |        |        |
|--------|-----------|-------------|--------|--------|
| STL950 | STL950-HT | STL950-G-HT | STL955 | STL975 |
|--------|-----------|-------------|--------|--------|

In combination of connectors with different admission data, the lower value is valid.

Spacing 5.0 mm

**Accessoires**

| Figure  | Designation  | Article Number       |
|---|--|----------------------|
|  | Series AK(Z)1100 with pull relief                    | Art.-Nr. on request  |
|  | Bridge, 2-pole, insulated, BRI/2-5.0/5.08-LIGHT GREY | Art.-Nr. 50000000006 |
|  | Bridge, 3-pole, insulated, BRI/3-5.0/5.08-LIGHT GREY | Art.-Nr. 50000000007 |
|  | Coding Star CS1-5.0/5.08-RED                         | Art.-Nr. 50000000021 |
|  | Bridge, 2-pole, BR/2-5.0/5.08-L7.0                   | Art.-Nr. 50000000008 |
|  | Series AK(Z)1100 with separating element             | Art.-Nr. on request  |

**Order Data (Spacing 5.0 mm)**

| Number of Poles | Width (mm) | Article Designation | Article Number | PU  |
|-----------------|------------|---------------------|----------------|-----|
| 2               | 10.00      | AK1100/2-5.0-GREEN  | 51100020021 F  | 200 |
| 3               | 15.00      | AK1100/3-5.0-GREEN  | 51100030021 F  | 200 |
| 4               | 20.00      | AK1100/4-5.0-GREEN  | 51100040021 E  | 100 |
| 5               | 25.00      | AK1100/5-5.0-GREEN  | 51100050021 E  | 100 |
| 6               | 30.00      | AK1100/6-5.0-GREEN  | 51100060021 E  | 100 |
| 7               | 35.00      | AK1100/7-5.0-GREEN  | 51100070021 E  | 100 |
| 8               | 40.00      | AK1100/8-5.0-GREEN  | 51100080021 D  | 50  |
| 9               | 45.00      | AK1100/9-5.0-GREEN  | 51100090021 D  | 50  |
| 10              | 50.00      | AK1100/10-5.0-GREEN | 51100100021 D  | 50  |
| 11              | 55.00      | AK1100/11-5.0-GREEN | 51100110021 D  | 50  |
| ...             | ...        | ...                 | ...            | ... |
| 18              | 90.00      | AK1100/18-5.0-GREEN | 51100180021 D  | 50  |
| 19              | 95.00      | AK1100/19-5.0-GREEN | 51100190021 D  | 50  |
| 20              | 100.00     | AK1100/20-5.0-GREEN | 51100200021 D  | 50  |



Spacing 5.0 mm

Technical drawing

