



Highlights

2 to 24 poles

Lift type

Spacing 5.08 mm

Wire entry parallel to plugging direction

Coding with coding star

With snap-in hooks to snap onto the pin strip

Wire Sizes

Solid min	0.2 mm ²
Solid max	4.0 mm ²
Stranded (flexible) min	0.2 mm ²
Stranded (flexible) max	2.5 mm ²
Stranded with ferrule min	0.25 mm ²
Stranded with ferrule max	2.5 mm ²

Dimensions

Stripped length	6.0 mm
-----------------	--------

Materials

Clamp	Brass
Screw	Steel
Contact spring	Bronze

Insulating Material

Material	PA 6.6
Flammability class	UL 94 V-0

Temperatures

Operating temperature	-40 °C (without mech. load) - 105 °C
Store temperature	-40 °C - 105 °C

Wave Soldering Process

Soldering temperature, recommended	-
Peak soldering time, recommended	-

**Technical Data // AKZ950/..-5.08-GREEN**

Spacing 5.08 mm

Reflow Process

Soldering temperature, recommended -

Peak soldering time, recommended -

Colours

GREEN, RAL 6018

BLACK, RAL 9011

PEBBLE GREY, RAL 7032

LIGHT GREEN, similar RAL 6018

Colours according to RAL, there may be variations on colour due to production conditions.
Special colours on request.**Ratings**

UseGroup	B	C	D		
Rated voltage	300 V	150 V	300 V	250 V	
Rated current	15 A	15 A	10 A	12 A	
Overvoltage category				III	
Rated wire size				min	max
- solid	AWG 22-12	AWG 22-12	AWG 22-12	0.5 mm ² (5 A)	2.5 mm ² (12 A)
- stranded	-	-	-	-	-
- stranded (flexible)	AWG 22-12	AWG 22-12	AWG 22-12	0.5 mm ² (5 A)	2.5 mm ² (12 A)
Torque	0.50 Nm	0.50 Nm	0.50 Nm	0.50 Nm	
Screw size	M3	M3	M3	M3	
Test voltage	1.60 kV	1.30 kV	1.60 kV	4.0 kV	
Pollution degree				3	

Counterparts (Spacing 5.08 mm)

Pin Strip/Terminal Block







STLZ950	STLZ950-HT	STLZ950-G-HT	STLZ970	STLZ990	AKZ950	AKZS950
---------	------------	--------------	---------	---------	--------	---------

In combination of connectors with different admission data, the lower value is valid.

**Technical Data // AKZ950/..-5.08-GREEN**

Spacing 5.08 mm

Accessoires

Figure	Designation	Article Number
	Series AK(Z)950 with pull relief	Art.-Nr. on request
	Bridge, 2-pole, insulated, BRI/2-5.0/5.08-LIGHT GREY	Art.-Nr. 50000000006
	Bridge, 3-pole, insulated, BRI/3-5.0/5.08-LIGHT GREY	Art.-Nr. 50000000007
	Coding Star CS1-5.0/5.08-RED	Art.-Nr. 50000000021
	Bridge, 2-pole, BR/2-5.0/5.08-L7.0	Art.-Nr. 50000000008
	Series AK(Z)950 with Separating Element	Art.-Nr. on request

Order Data (Spacing 5.08 mm)

Number of Poles	Width (mm)	Article Designation	Article Number	PU
2	10.16	AKZ950/2-5.08-GREEN	50950020021 F	200
3	15.24	AKZ950/3-5.08-GREEN	50950030021 F	200
4	20.32	AKZ950/4-5.08-GREEN	50950040021 F	200
5	25.40	AKZ950/5-5.08-GREEN	50950050021 E	100
6	30.48	AKZ950/6-5.08-GREEN	50950060021 E	100
7	35.56	AKZ950/7-5.08-GREEN	50950070021 E	100
8	40.64	AKZ950/8-5.08-GREEN	50950080021 D	50
9	45.72	AKZ950/9-5.08-GREEN	50950090021 D	50
10	50.80	AKZ950/10-5.08-GREEN	50950100021 D	50
11	55.88	AKZ950/11-5.08-GREEN	50950110021 D	50
...
18	91.44	AKZ950/18-5.08-GREEN	50950180021 D	50
19	96.52	AKZ950/19-5.08-GREEN	50950190021 D	50
20	101.60	AKZ950/20-5.08-GREEN	50950200021 D	50
21	106.68	AKZ950/21-5.08-GREEN	50950210021 D	50
22	111.76	AKZ950/22-5.08-GREEN	50950220021 D	50
23	116.84	AKZ950/23-5.08-GREEN	50950230021 D	50
24	121.92	AKZ950/24-5.08-GREEN	50950240021 D	50



Spacing 5.08 mm

Technical drawing

