




AK1100/..-5.0-GREEN



Technical Data

Wire Sizes		Insulating Material	
Solid min	0.2 mm ²	Material	PA 6.6
solid max	4.0 mm ²	Flammability Class	UL 94 V-0
Stranded (flexible)		Temperatures	
min	0.2 mm ²	Operating Temperature	-30 °C - 105 °C
Stranded (flexible)		Wave Soldering Process	
max	2.5 mm ²	Soldering Temperature,	-
Stranded with Ferrule	0.25 mm ²	recommended	
min		Peak Soldering Time,	-
Stranded with Ferrule	2.5 mm ²	recommended	
max		Reflow Process	
Dimensions		Soldering Temperature,	-
Stripped Length	7.0 mm	recommended	
Materials		Peak Soldering Time,	-
Clamp	Brass	recommended	
Screw	Steel		
Contact Spring	Bronze		

Colours

	GREEN, RAL6018
	LIGHT GREY, RAL7035
	LIGHT GREEN, similar RAL 6018

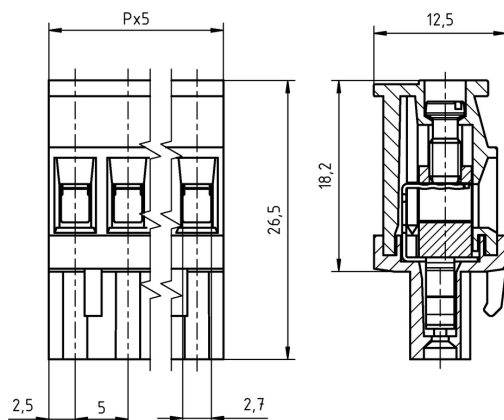
Colours according to RAL, there may be variations on colour due to production conditions.
Special colours on request.

Counterparts (Spacing 5.0 mm)

Pin Strip/Terminal Blocks

STL950	STL975	STL955
--------	--------	--------






If there are combinations with different ratings, the lower value is valid.



Order Data (Spacing 5.0 mm)

Poles	Width (mm)	Article Designation	Article Number	PU
2	10.00	AK1100/2-5.0-GREEN	51100020021F	200
3	15.00	AK1100/3-5.0-GREEN	51100030021F	200
4	20.00	AK1100/4-5.0-GREEN	51100040021E	100
5	25.00	AK1100/5-5.0-GREEN	51100050021E	100
6	30.00	AK1100/6-5.0-GREEN	51100060021E	100
7	35.00	AK1100/7-5.0-GREEN	51100070021E	100
8	40.00	AK1100/8-5.0-GREEN	51100080021D	50
9	45.00	AK1100/9-5.0-GREEN	51100090021D	50
10	50.00	AK1100/10-5.0-GREEN	51100100021D	50
11	55.00	AK1100/11-5.0-GREEN	51100110021D	50
12	60.00	AK1100/12-5.0-GREEN	51100120021D	50
13	65.00	AK1100/13-5.0-GREEN	51100130021D	50
14	70.00	AK1100/14-5.0-GREEN	51100140021D	50
15	75.00	AK1100/15-5.0-GREEN	51100150021D	50
16	80.00	AK1100/16-5.0-GREEN	51100160021D	50
17	85.00	AK1100/17-5.0-GREEN	51100170021D	50
18	90.00	AK1100/18-5.0-GREEN	51100180021D	50
19	95.00	AK1100/19-5.0-GREEN	51100190021D	50
20	100.00	AK1100/20-5.0-GREEN	51100200021D	50

Accessories

Figure	Designation	Article Number
	Bridge, 2-pole, insulated, BRI/2-5.0/5.08-LIGHT GREY	50000000006
	Bridge, 3-pole, insulated, BRI/3-5.0/5.08-LIGHT GREY	50000000007
	Bridge, 2-pole, BR/2-5.0/5.08-L7.0	50000000008
	Coding star CS1-5.0/5.08-RED	50000000021
	Serie AK(Z)1100 mit Trennelement	on request
	Serie AK(Z)1100 mit Zuglasche	on request

Ratings



Usegroup	B	C	D		
Rated Voltage	300 V	150 V	300 V	250 V	
Rated Current	15 A	15 A	10 A	12 A	
Overvoltage Category				III	
Rated Wire Size			min		max
	solid	AWG 22-10	AWG 22-10	AWG 22-10	0.5 mm ²
	stranded	AWG 22-10	AWG 22-10	AWG 22-10	0.5 mm ²
Torque	0.50 Nm		0.50 Nm	0.50 Nm	0.50 Nm
Screw Size	M3		M3	M3	M3
Test Voltage	1.6 kV		1.6 kV	1.6 kV	4.0 kV
Pollution Degree					3