

Highlights

2 to 20 poles

Lift type

Spacing 5.08 mm

Wire entry vertical to plugging direction

Coding with coding star

With snap-in hooks to snap onto the pin strip

Wire Sizes

Solid min 0.2 mm²

Solid max 4.0 mm²

Stranded (flexible) min 0.2 mm²

Stranded (flexible) max 2.5 mm²

Stranded with ferrule min 0.25 mm²

Stranded with ferrule max 2.5 mm²

Dimensions

Stripped length 7.0 mm

Materials

Clamp Brass

Screw Steel

Contact spring Bronze

Insulating Material

Material PA 6.6

Flammability class UL 94 V-0

Temperatures

Operating temperature -40 °C (without mech. load) - 105 °C

Store temperature -40 °C - 105 °C

Wave Soldering Process

Soldering temperature, recommended -

Peak soldering time, recommended -

**Technical Data // AKZ1100/..-5.08-GREEN**

Spacing 5.08 mm

Reflow Process

Soldering temperature, recommended -

Peak soldering time, recommended -

Colours

GREEN, RAL 6018

LIGHT GREY, RAL 7035

LIGHT GREEN, similar RAL 6018

Colours according to RAL, there may be variations on colour due to production conditions.
Special colours on request.**Ratings**

UseGroup	B	C	D		
Rated voltage	300 V	150 V	-	250 V	
Rated current	15 A	15 A	-	10 A	
Overvoltage category				III	
Rated wire size				min	max
- solid	AWG 28-10	AWG 28-10	-	0.5 mm ² (6 A)	2.5 mm ² (10 A)
- stranded	-	-	-	-	-
- stranded (flexible)	AWG 28-10	AWG 28-10	-	0.5 mm ² (6 A)	2.5 mm ² (10 A)
Torque	0.50 Nm	0.50 Nm	-	0.50 Nm	
Screw size	M3	M3	-	M3	
Test voltage	1.60 kV	1.30 kV	-	4.0 kV	
Pollution degree				3	

Counterparts (Spacing 5.08 mm)







Pin Strip/Terminal Block

STLZ950 STLZ950-HT STLZ950-G-HT STLZ970 STLZ990 AKZ950 AKZS950

In combination of connectors with different admission data, the lower value is valid.

Spacing 5.08 mm

Accessoires

Figure	Designation	Article Number
	Series AK(Z)1100 with pull relief	Art.-Nr. on request
	Bridge, 2-pole, insulated, BRI/2-5.0/5.08-LIGHT GREY	Art.-Nr. 50000000006
	Bridge, 3-pole, insulated, BRI/3-5.0/5.08-LIGHT GREY	Art.-Nr. 50000000007
	Coding Star CS1-5.0/5.08-RED	Art.-Nr. 50000000021
	Bridge, 2-pole, BR/2-5.0/5.08-L7.0	Art.-Nr. 50000000008
	Series AK(Z)1100 with separating element	Art.-Nr. on request

Order Data (Spacing 5.08 mm)

Number of Poles	Width (mm)	Article Designation	Article Number	PU
2	10.16	AKZ1100/2-5.08-GREEN	51100020001 F	200
3	15.24	AKZ1100/3-5.08-GREEN	51100030001 F	200
4	20.32	AKZ1100/4-5.08-GREEN	51100040001 E	100
5	25.40	AKZ1100/5-5.08-GREEN	51100050001 E	100
6	30.48	AKZ1100/6-5.08-GREEN	51100060001 E	100
7	35.56	AKZ1100/7-5.08-GREEN	51100070001 E	100
8	40.64	AKZ1100/8-5.08-GREEN	51100080001 D	50
9	45.72	AKZ1100/9-5.08-GREEN	51100090001 D	50
10	50.80	AKZ1100/10-5.08-GREEN	51100100001 D	50
11	55.88	AKZ1100/11-5.08-GREEN	51100110001 D	50
...
18	91.44	AKZ1100/18-5.08-GREEN	51100180001 D	50
19	96.52	AKZ1100/19-5.08-GREEN	51100190001 D	50
20	101.60	AKZ1100/20-5.08-GREEN	51100200001 D	50



PTR HARTMANN

A Phoenix Mecano Company

Technical Data // **AKZ1100/..-5.08-GREEN**

Spacing 5.08 mm

Technical drawing

