



Highlights

2 to 12 poles

2 and 3 pole modules

Spacing 5.08 mm

Lift type

Wire entry parallel to PCB

Wire Sizes

Solid min	0.14 mm ²
Solid max	2.5 mm ²
Stranded (flexible) min	0.14 mm ²
Stranded (flexible) max	1.5 mm ²
Stranded with ferrule min	0.25 mm ²
Stranded with ferrule max	1.5 mm ²

Dimensions

Stripped length	6.0 mm
PCB hole diameter	1.3 mm

Materials

Clamp	Brass
Screw	Steel
Solder tab	Brass

Insulating Material

Material	PA 6.6
Flammability class	UL 94 V-0

Temperatures

Operating temperature	-40 °C (without mech. load) - 105 °C
Store temperature	-40 °C - 105 °C

Wave Soldering Process

Soldering temperature, recommended	260 °C
Peak soldering time, recommended	3-4 s

**Technical Data // AKZ350/..-5.08-V-GREEN**

Spacing 5.08 mm

Reflow Process

Soldering temperature, recommended -

Peak soldering time, recommended -

Colours

GREEN, RAL 6018

LIGHT GREY, RAL 7035




BLUE, RAL 5015

LIGHT GREEN, similar RAL 6018

Colours according to RAL, there may be variations on colour due to production conditions.
Special colours on request.**Ratings**

UseGroup	UL US			VDE	
	B	C	D		
Rated voltage	300 V	150 V	300 V		250 V
Rated current	15 A	15 A	10 A		17.5 A
Rated wire size				min	max
- solid	AWG 22-12	AWG 22-12	AWG 22-12	0.5 mm ²	2.5 mm ²
- stranded	-	-	-	-	-
- stranded (flexible)	AWG 22-12	AWG 22-12	AWG 22-12	0.5 mm ²	1.5 mm ²
Torque	0.50 Nm	0.50 Nm	0.50 Nm		0.50 Nm
Screw size	M3	M3	M3		M3
Test voltage	1.60 kV	1.30 kV	1.60 kV		2.0 kV

Accessoires

Figure	Designation	Article Number
	Bridge, 2-pole, insulated, BRI/2-5.0/5.08-LIGHT GREY	Art.-Nr. 50000000006
	Bridge, 3-pole, insulated, BRI/3-5.0/5.08-LIGHT GREY	Art.-Nr. 50000000007
	Bridge, 2-pole, BR/2-5.0/5.08-L7.0	Art.-Nr. 50000000008



Technical Data // **AKZ350/..-5.08-V-GREEN**

Spacing 5.08 mm

Order Data (Spacing 5.08 mm)

Number of Poles	Width (mm)	Article Designation	Article Number	PU
2	10.76	AKZ350/2-5.08-V-GREEN	50350020001 F	200
3	15.84	AKZ350/3-5.08-V-GREEN	50350030001 F	200
4	20.92	AKZ350/4-5.08-V-GREEN	50350040001 F	200
5	26.00	AKZ350/5-5.08-V-GREEN	50350050001 F	200
6	31.08	AKZ350/6-5.08-V-GREEN	50350060001 E	100
7	36.16	AKZ350/7-5.08-V-GREEN	50350070001 E	100
8	41.24	AKZ350/8-5.08-V-GREEN	50350080001 E	100
9	46.32	AKZ350/9-5.08-V-GREEN	50350090001 E	100
10	51.40	AKZ350/10-5.08-V-GREEN	50350100001 D	50
11	56.48	AKZ350/11-5.08-V-GREEN	50350110001 D	50
12	61.56	AKZ350/12-5.08-V-GREEN	50350120001 D	50

Technical drawing

