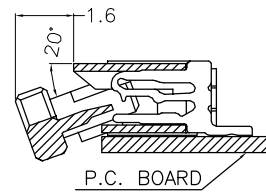
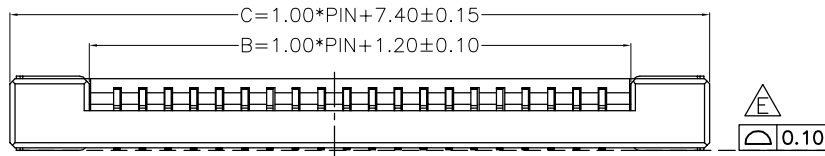


SECTION A-A



P.C. BOARD

Specifications:

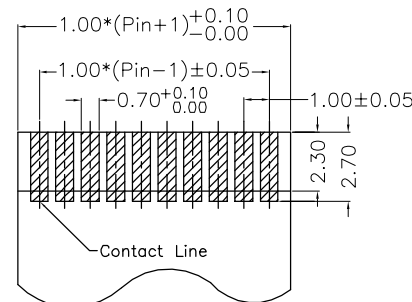
- Current Rating:1.0A AC/DC
- Voltage Rating:100V AC/DC
- Contact Resistance:30m Ohm. Max.
- Insulation Resistance:100M Ohm. Min.
- Dielectric Withstanding Voltage: 500V R.m.s (for one minute)
- Operating Temperature Range:-25°C~+85°C
- Material and Finish
- Insulator:Nylon 6T(UL94V-0)
- Layer:Nylon 46(UL94V-0)
- Contact:Copper Alloy
- Plating:Gold/Tin plated

1223-XXX-03-H29-XX

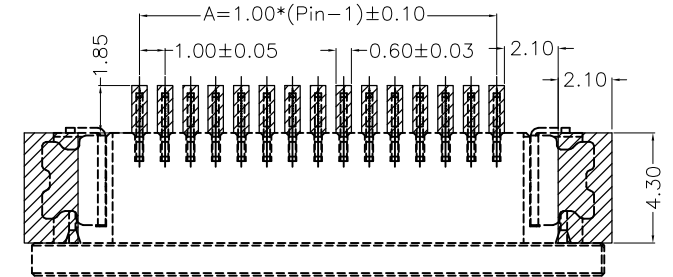
- Blank Tube
- TR:Tape&Reel
- Height:2.90mm
- Top contact type
- Blank Tin Plated
- G:Gold Plated
- No. of Contacts

Contact Dimension

No.Of Pin	DimA	DimB	DimC	No.Of Pin	DimA	DimB	DimC
3	2.0	4.2	10.4	14	13.0	15.2	21.4
4	3.0	5.2	11.4	15	14.0	16.2	22.4
5	4.0	6.2	12.4	16	15.0	17.2	23.4
6	5.0	7.2	13.4	18	17.0	19.2	25.4
8	7.0	9.2	15.4	20	19.0	21.2	27.4
9	8.0	10.2	16.4	22	21.0	23.2	29.4
10	9.0	11.2	17.4	23	22.0	24.2	30.4
12	11.0	13.2	19.4	28	27.0	29.2	35.4
13	12.0	14.2	20.4	30	29.0	31.2	37.4



Thickness: 0.3±0.03mm. FPC Dimension (Reference)



PCB LAYOUT

RoHS Compliant

E	29-Oct-2020		Romina Wu	DRAWN: Sea	GENERAL TOLERANCE: .X=±0.2 .XX=±0.15	<b>Neltron Industrial Co., Ltd.</b>	DESCRIPTION: 1.0 mm FPC Top Contact type	SIZE <b>A4</b>
D	26-Aug-2019	Modify Contact Dimension	Jamie Wang					
C	27-May-2019		Sea	CHECKED: Jeremy Liu	UNIT: MM	PART NO: 1223-XXX-03-H29-XX		
B	17-Aug-2010	ECN-CN1008008	Sea		SCALE:1:1			
A	30-Jul-2009		Sea	APPROVAL: Mike Wu	SHEET: 1 / 1			
REV	DATE	FILE	BY		PROJECTION:			